



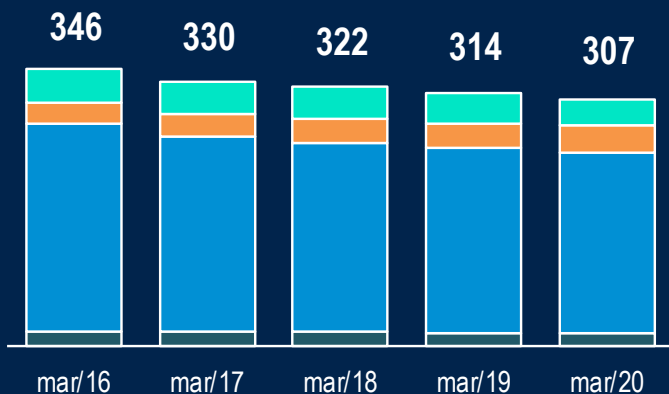
Acessos



Acessos	mar/20	Var. 12 meses
Total (milhões)	307,4	-2%
Telefonia fixa	32,7	-10%
Telefonia móvel	226,3	-1%
Banda larga fixa	33,0	4%
TV por assinatura	15,4	-11%

Acessos

(milhões)



■ Telefonia fixa

■ Banda larga fixa

■ Telefonia móvel

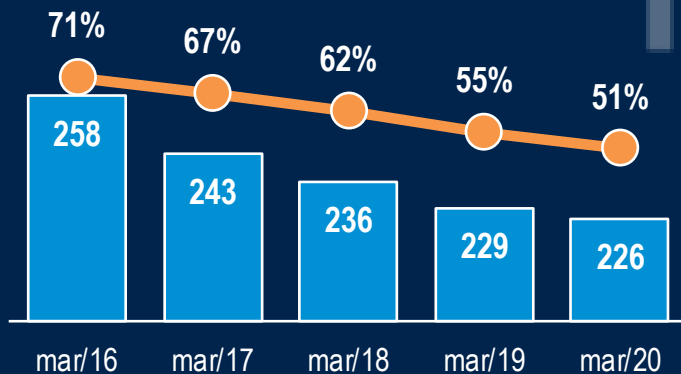
■ TV por assinatura



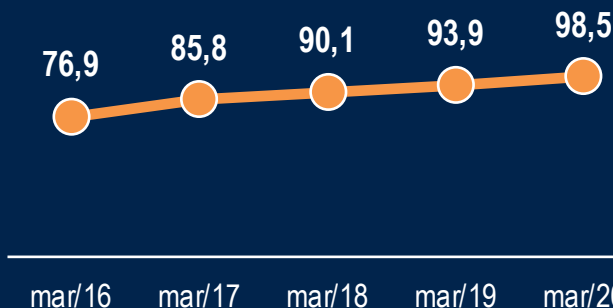
Telefonia móvel



Telefones móveis e % de pré-pago milhões



ERBs mil



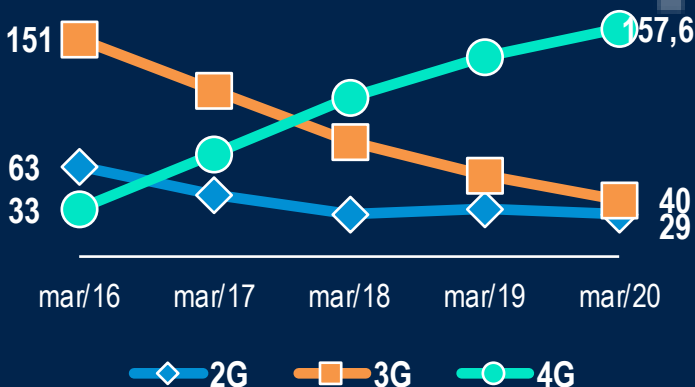


Telefonia móvel

2de 4



Celulares 2G, 3G e 4G milhões



	mar/16	mar/17	mar/18	mar/19	mar/20	Δ/ano
4G	32,5	71,4	110,5	137,9	157,6	14%
3G	151,1	115,0	79,2	56,9	39,7	-30%
2G	62,7	43,2	30,0	33,3	29,0	-13%

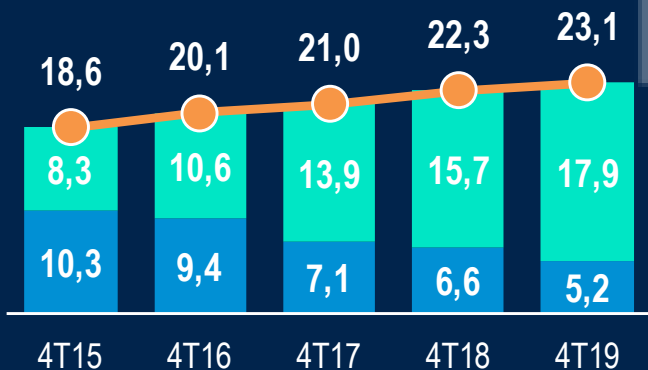


Telefonia móvel



ARPU

R\$ Average revenue per user

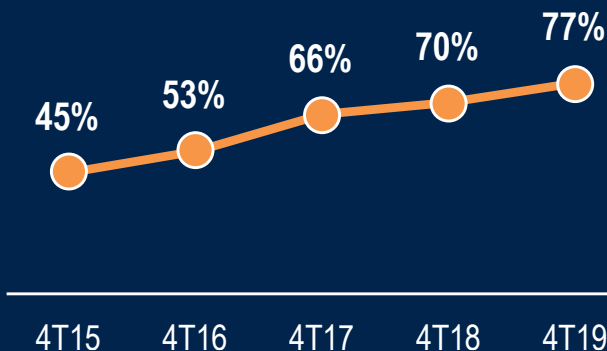


voz

dados

ARPU

% de dados no ARPU





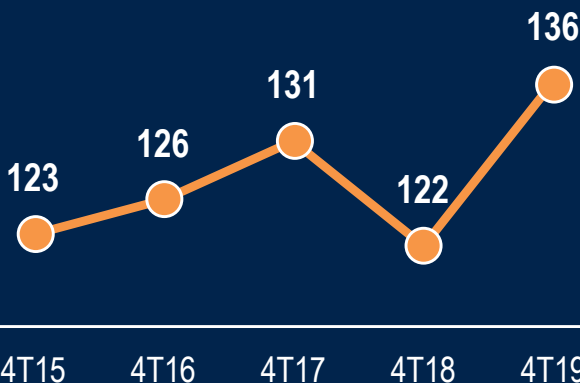
Telefonia móvel

4 de 4



MOU

Minutes of use



Preço do minuto no celular

R\$ com tributos

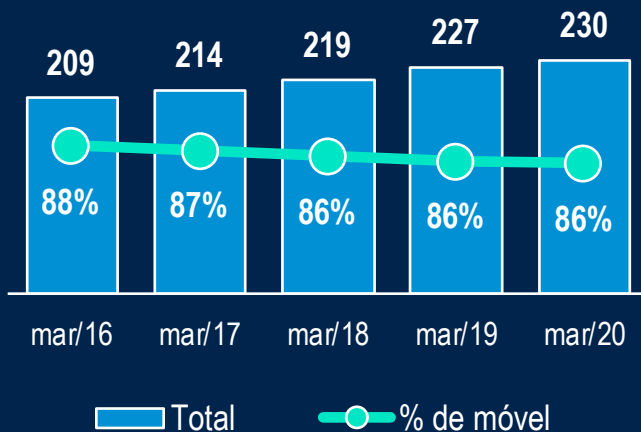




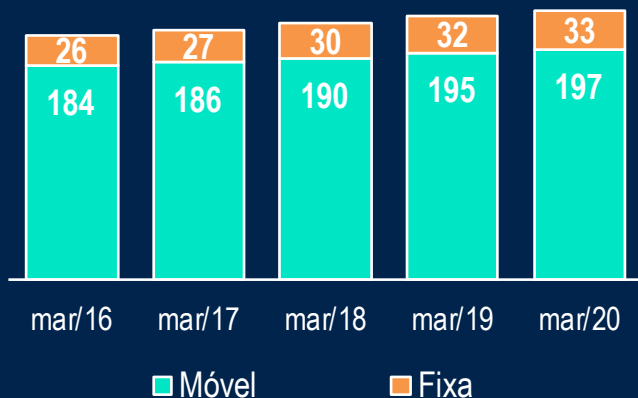
Banda Larga



Acessos em banda larga total e % de móvel milhões

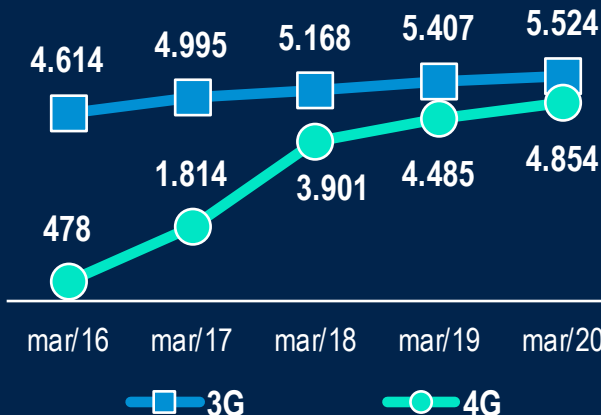


Acessos em banda larga fixa e móvel milhões

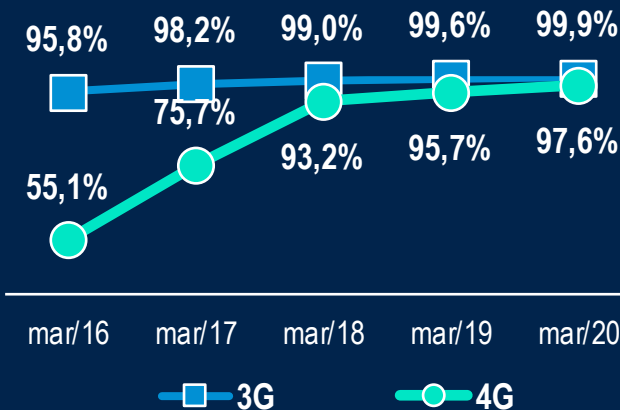




Municípios com 3G e 4G



População coberta com 3G e 4G



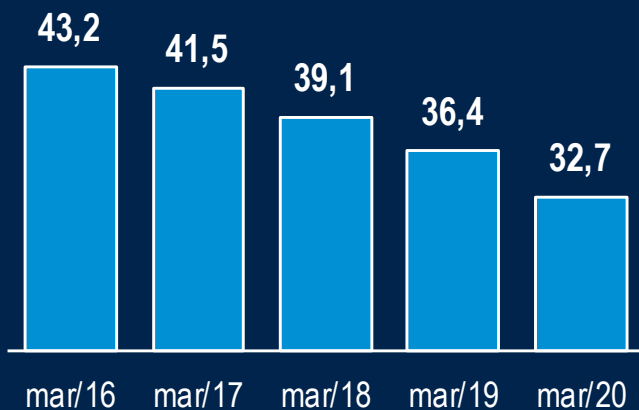


Telefonia Fixa

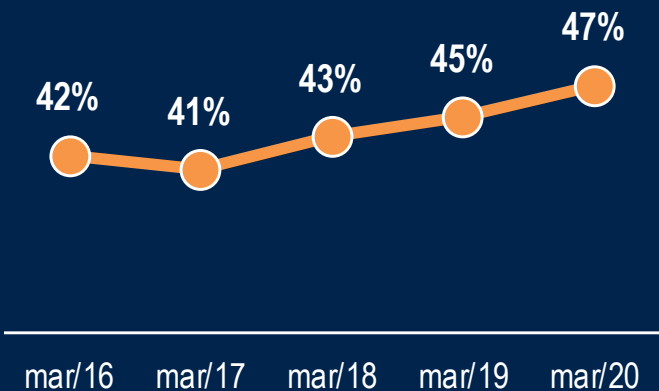


Acessos fixos em serviço

milhões



Market share das autorizatárias

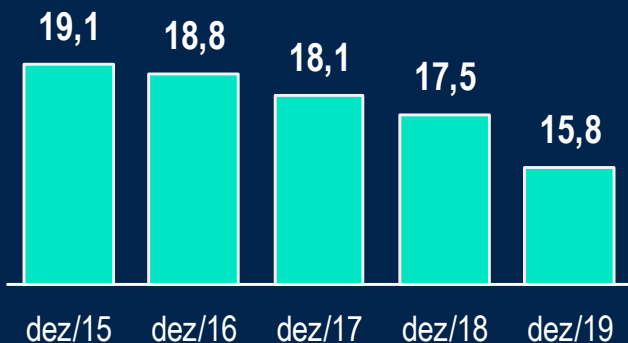




TV por assinatura



Acessos TV por assinatura milhões



Acessos TV por assinatura

